



Carbon Reduction Plan For Victim Support

Publish date: August 2024

Created by: Annie Tarpey



Our Commitment

Victim Support is committed to achieving Net Zero emissions by 2050.

What does Net Zero mean in practice?

To achieve Net Zero, we will be aiming to reduce emissions in line with the latest science-based targets (SBTs). SBTs are greenhouse gas reduction goals set by organisations, they are defined as “science-based” when they align with the scale of reductions required to limit global temperature increases to 1.5°C compared to pre-industrial temperatures. To achieve Net Zero under this scenario, we will need to reduce our absolute emissions by 90% from our baseline year.

SBTi recommends that organisations commit to near-term targets (that cover a minimum of 5 years/maximum of 10 years from the baseline year), as well as long-term targets.

Our near-term targets:

1. Reduce scope 1 emissions by 42% by 2030.
2. Reduce our location-based* scope 2 emissions by 42% by 2030.
3. Reduce our market-based* scope 2 emissions by 100% by 2030.
4. Reduce Scope 3 emissions by 42% by 2030.

Our long-term targets:

- Reduce our total emissions (scope 1, 2 and 3) by at least 90% by 2050.
- Neutralise any residual emissions using verified carbon offsets.

Emissions covered by our targets:

- Scope 1 emissions: direct greenhouse gas emissions that occur from sources owned or controlled by a company, such as emissions from the combustion of fuels in on-site boilers, furnaces, or vehicles.
- Scope 2 emissions: indirect greenhouse gas emissions that result from the generation of purchased electricity, steam or other forms of energy consumed by a company.
- Scope 3 emissions: all other indirect greenhouse gas emissions that occur in an organisation’s value chain, including emissions from upstream and downstream activities.

*Purchased electricity emissions are measured in two ways; the location-based method and the market-based method. can be measured in two ways. The location-based method considers the emissions intensity of the grid from which the electricity was purchased, whilst the market-based method also considers the emissions intensity of the tariff and suppliers the reporting organisation has specifically chosen. The market-based method can therefore take into account purchases of renewable energy via a tariff. We have chosen to set targets based on both of these methods.

Our Carbon Footprint

Baseline & Current Emissions

Baseline emissions are a record of the greenhouse gases that have been produced in the past and were produced before the introduction of any strategies to reduce emissions. Baseline emissions are the reference

point against which emissions reduction can be measured. We have chosen to set our baseline year as the 1st of April 2023 to the 31st of March 2024*.

Baseline & Current Year: 2024	
All scope 1, scope 2 and upstream and downstream scope 3 emissions were measured using the financial control approach. Under this approach, the scope 1 and 2 emissions of managed office spaces are categorised under scope 3, upstream leased assets.	
Emissions	Total (tonnes CO ₂ e)
Scope 1	24.9
Scope 2	Market-based: 54.8 Location-based: 26.6
Scope 3	3,145.6
Total Emissions	Market-based: 3,225.3 Location-based: 3,197.1

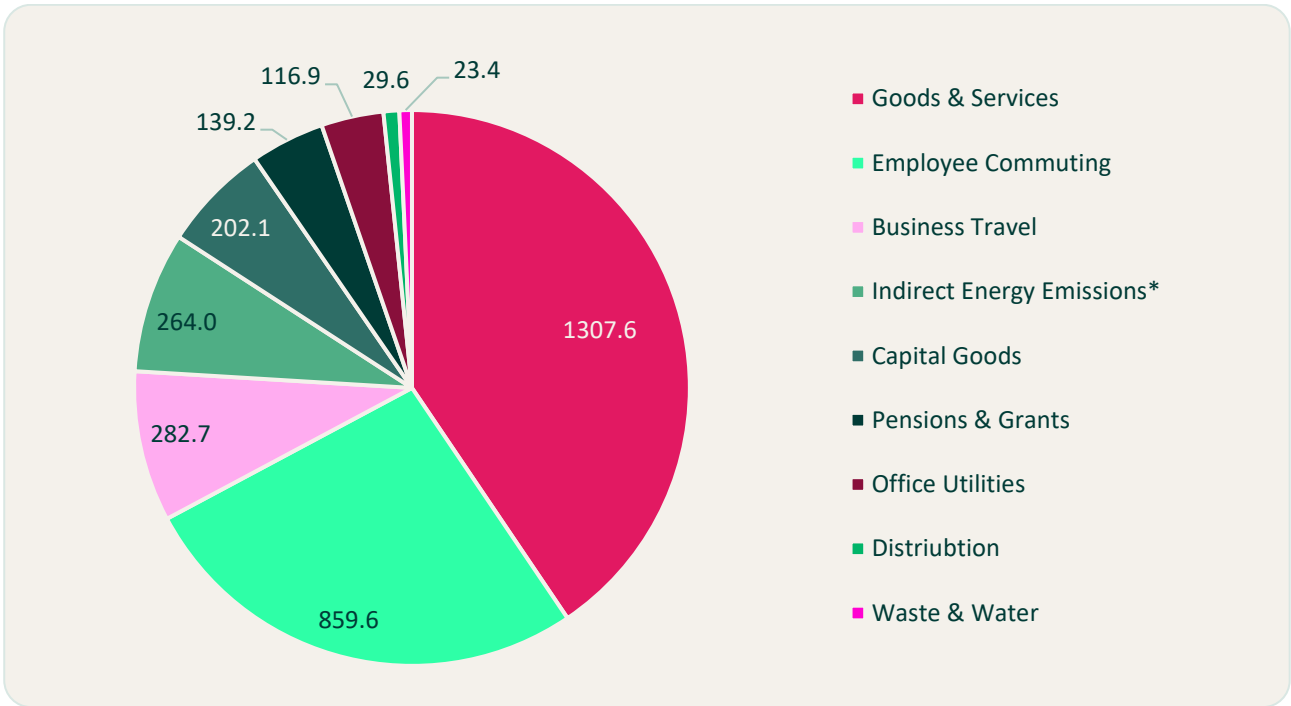
*We have previously used the 1st of January 2021 to the 31st of December as our baseline period but have rebaselined at our most recent reporting year after the addition of the remaining 10 scope 3 GHG categories that were not covered in previous measurements.

Carbon Intensity Metrics

Metric	Carbon Intensity
Tonnes of CO ₂ e per Employee	2.6
Kilograms of CO ₂ e per £1 of Revenue	0.064

Carbon intensity metrics are calculated using total market-based results.

Carbon Emissions Breakdown



The assessment of our carbon footprint highlights our purchase of goods and services, employee commuting and business travel as high-impact activities.

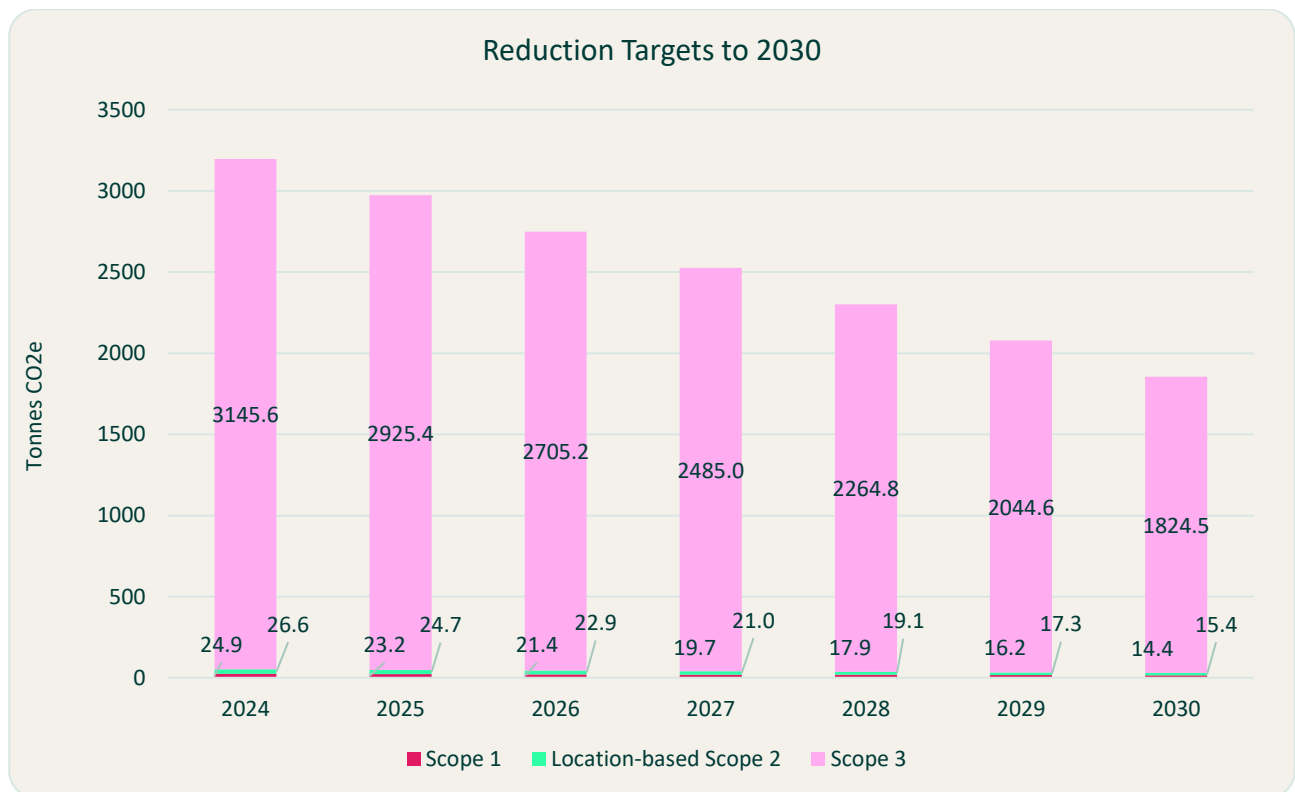
*Indirect energy emissions are those that occur upstream of energy use. In the other energy use categories e.g. sheltered scheme utilities, business travel etc, we are accounting for the generation of electricity used or the combustion of fuels used. But these calculations do not consider the other emissions that occur e.g. the generation emissions of electricity lost in the transmission and distribution system or the well-to-tank (extraction, processing and transportation) emissions of fuels. To ensure we are measuring our full impacts, we have included these emissions for all scope 1, scope 2 (mandatory) and upstream scope 3 (optional) energy use activities.

Carbon Reduction

Our targets

We are committed to achieving Net Zero by 2050. We have also set some near-term targets, against which we will track our progress to 2030:

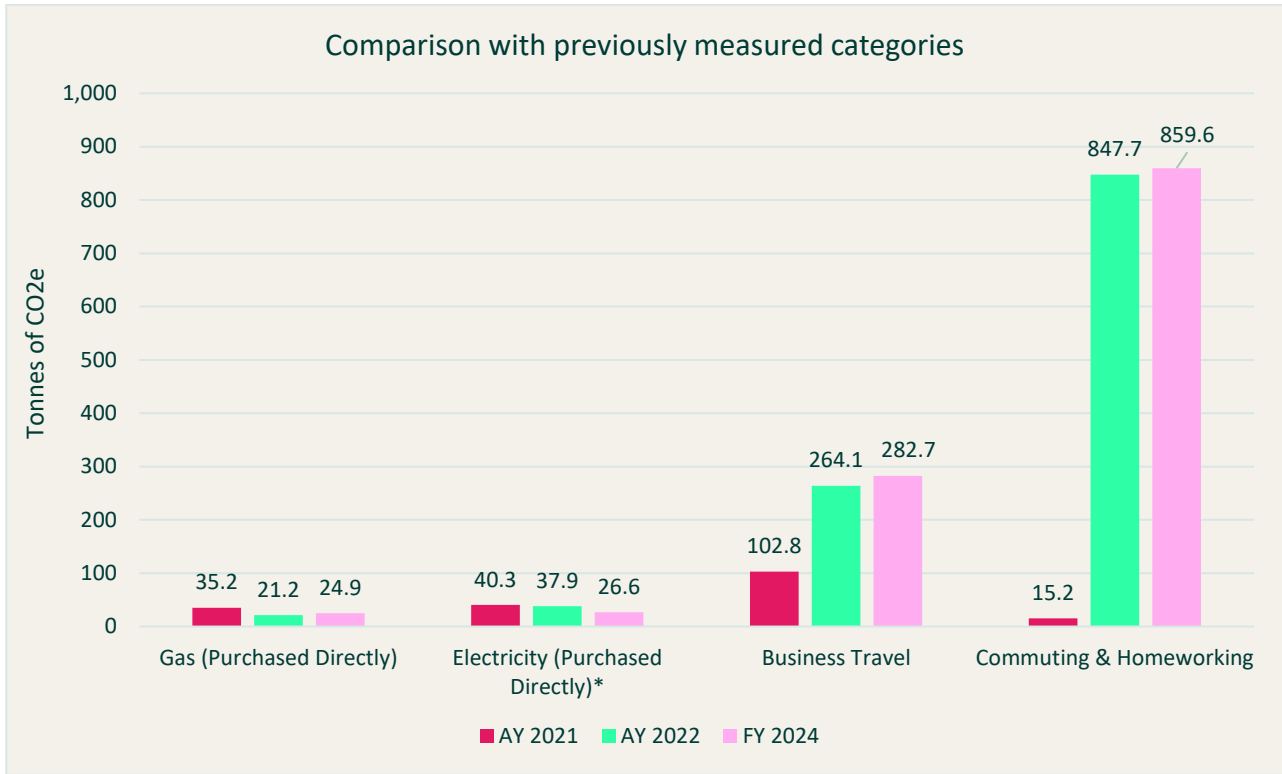
1. Reduce scope 1 emissions by 42% by 2030.
2. Reduce our location-based* scope 2 emissions by 42% by 2030.
3. Reduce our market-based* scope 2 emissions by 100% by 2030.
4. Reduce Scope 3 emissions by 42% by 2030.



Progress

As our most recent reporting year is going to be used as our baseline year, we do not have progress on targets to report.

We have however done some analysis on categories measured previously, where there have been no significant changes in methodology.



*Electricity emissions here have been calculated using the location-based approach. No market information was provided in AY 2021 or Ay 2022.

Our gas and electricity emissions have decreased from the first measurement to our most recent due to lower consumption. It is worth noting that there may also have been some gas and electricity emissions included in these scope 1 and 2 figures that are now categorised under upstream leased assets (not included previously) under our new methodology. Our business travel emissions have increased each year, with low emissions in the 2021 AY resulting from COVID-10 restrictions. COVID-19 restrictions also had an impact on employee commuting emissions in AY 2021 with the majority of staff working from home; commuting and homeworking emissions for FY 2024 are lower than AY 2022 when worked out on a per-employee basis, 0.77 tCO₂e per employee in AY 2022 vs 0.70 tCo₂e per employee in FY 2024.

Completed Carbon Reduction Initiatives

The following emissions management measures and projects have been completed or implemented.

Activity	Completion Date	Scope
Measure the carbon impact of activities year-on-year and use results to create annual carbon reduction plans.	2021	1, 2 & 3
Implement a Cycle-to-Work to support staff with sustainable commuting and business travel.	2024	3

Appoint Environmental Champions across the organisation to lead initiatives such as the creation of public transport travel plans for each of the offices.	2024	1, 2 & 3
--	------	----------

Future Carbon Reduction Plans

We are committing to action the following emissions management measures and projects in line with our Net Zero targets.

Activity No.	Activity	Target Date	Category
Section 1: Premises			
1	<p>For premises where we manage the utilities:</p> <ol style="list-style-type: none"> upon the next renewal we will enquire about switching to a 100% renewable tariff we will work to improve energy efficiency 	2025	Stationary Combustion, Purchased Electricity
2	<p>For premises where we do not have control over building energy use:</p> <ol style="list-style-type: none"> we will liaise with landlords on improvements and energy data capture. 	2025	Upstream Leased Assets
3	We are committed to only moving into new premises that have an EPC rating of C or above, where possible selecting offices that do not use gas.	2025	Stationary Combustion, Purchased Electricity, Upstream leased Assets
4	We will implement a comprehensive Energy Policy that incorporates the above actions.	2025	Stationary Combustion, Purchased Electricity, Upstream Leased Assets
Section 2: Procurement			


5	Review our procurement process and improve our ability to assess the sustainability credentials of new and current suppliers.	2025	Administrative Costs, Capital Goods
6	Develop an asset list of purchased assets.	2025	Capital Goods
7	Evaluate the current use of courier services, with a view to use couriers who are net zero where possible.	2025	Upstream transportation and distribution
Section 3: Staff Engagement			
8	Develop a climate change and sustainability eLearning Module.	2026	All scopes and categories
Section 4: Travel			
9	Widen the scope of the commuting and work-from-home survey.	2025	Commuting
10	Continue to explore ways to support staff with sustainable commuting and business travel.	Ongoing	Business Travel, Commuting
Section 5: Data Capture			
11	Work with relevant teams to develop more accurate ways to capture data in all areas.	Ongoing	Mobile Combustion, Waste, Business Travel, Commuting

Declaration and Sign-off

Emissions have been reported and recorded in accordance with the published reporting standard for Carbon Reduction Plans and the GHG Reporting Protocol corporate standard¹ and uses the appropriate Government emission conversion factors for greenhouse gas company reporting².

This Carbon Management Plan has been reviewed and approved by the Victim Support Senior Leadership Team.

Signed on behalf of Victim Support:



Name: Katie Kempen

Position: CEO

Date: 14/08/2024

¹ <https://ghgprotocol.org/corporate-standard>

² <https://www.gov.uk/government/collections/government-conversion-factors-for-company-reporting>